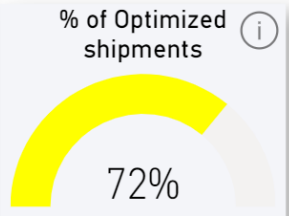
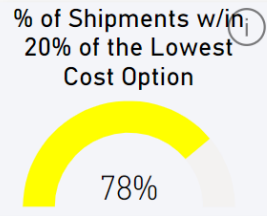


10% 15% 20%

zed Shipment



gnee Location



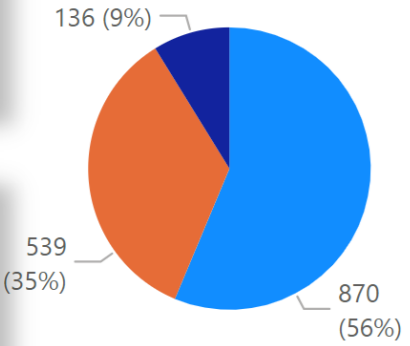
NOTE: These two percentages don't always = 100% due to their different calculation methods

**Routing Saving Generated vs. Prior Year**

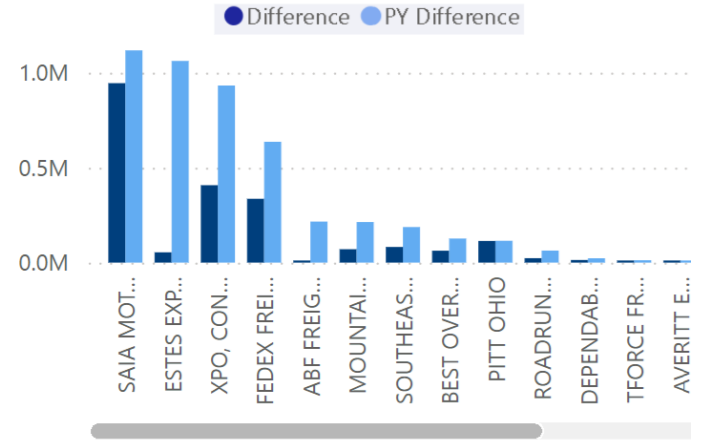
**259,375.23** ✓

Extra Savings Available \$509,393

Reason for Exception



Additional Routing Cost Incurred



Shmths.	PY Shmths.	PY var %		Freight Total	PY Freight	PY var %		Difference	PY Difference	PY var %	Best Method Carrier	Reason fo
2,688	957	181%	↑	1,434,648.38	341,679.68	235%	↑	1,092,968.70	1,426,142.68	-23.36%	BEST OVERNITE EXPRESS	
614	66	830%	↑	559,677.17	36,583.47	698%	↑	523,093.70	557,519.10	-6.17%	ABF FREIGHT	
677	304	123%	↑	407,309.46	71,051.62	178%	↑	336,257.84	406,234.08	-17.23%	A DUIE PYLE, INC	CARRIER F
385	148	160%	↑	264,927.18	38,429.77	248%	↑	226,497.41	263,134.00	-13.92%	ABF FREIGHT	
260	33	688%	↑	224,395.82	12,134.15	812%	↑	212,261.67	223,266.65	-4.93%	ABF FREIGHT	CARRIER F
336	82	310%	↑	243,558.31	44,352.95	463%	↑	199,205.36	239,941.91	-16.98%	ESTES EXPRESS LINES	
265	57	365%	↑	156,238.35	17,076.84	371%	↑	139,161.51	154,082.68	-9.68%	ESTES EXPRESS LINES	CARRIER F
240	117	105%	↑	274,718.25	145,036.06	94%	↑	129,682.19	274,329.95	-52.73%	ABF FREIGHT	
241	34	609%	↑	131,225.87	6,537.78	850%	↑	124,688.09	130,535.62	-4.48%	ABF FREIGHT	
266	57	367%	↑	146,429.59	26,124.46	462%	↑	120,305.13	146,094.81	-17.65%	ABF FREIGHT	CARRIER F
497	282	76%	↑	234,247.37	149,015.72	91%	↑	85,231.65	233,394.37	-63.48%	UNASSIGNED	
261	136	92%	↑	246,911.68	161,949.10	65%	↑	84,962.58	245,412.78	-65.38%	ABF FREIGHT	
144	15	860%	↑	85,930.69	4,506.05	806%	↑	81,424.64	85,585.50	-4.86%	FEDEX FREIGHT - ECON...	
231	155	49%	↗	261,044.01	186,240.18	42%	↗	74,803.83	260,100.01	-71.24%	ABF FREIGHT	CUSTOME
95	20	375%	↑	80,627.08	6,281.90	1205%	↑	74,345.18	80,627.08	-7.79%	ABF FREIGHT	CUSTOME
163	50	226%	↑	76,156.45	12,278.02	192%	↑	63,878.43	75,902.45	-15.84%	ABF FREIGHT	
107	10	970%	↑	62,647.05	1,640.93	1902%	↑	61,006.12	61,953.50	-1.53%	ESTES EXPRESS LINES	CARRIER F
82	10	720%	↑	54,833.20	2,433.35	1183%	↑	52,399.85	54,695.00	-4.20%	ABF FREIGHT	CARRIER F
93	15	520%	↑	54,989.69	3,333.76	717%	↑	51,655.93	54,105.99	-4.53%	DAYTON FREIGHT LINE...	CARRIER F
<b>9,295</b>	<b>3,070</b>	<b>203%</b>		<b>5,949,932.96</b>	<b>1,597,665.01</b>	<b>190%</b>		<b>4,352,267.95</b>	<b>5,912,930.28</b>	<b>-26.39%</b>	<b>A DUIE PYLE, INC</b>	