

Date

12/1/2023

7/31/2024

>Slice Date as of Relative date<



Pick Up -> Consignee,

All



FREIGHT COST FUEL REBATE SHIPMENTS TOTAL WEIGHT AVG. MILES AVG. WEIGHT

\$17,547,376 \$1,451,131

\$5,522,391

29,141!

Prior Year: 29,386

(-0.83%)

50.76M!

Prior Year: 56.92M

(-10.82%)

1.03K✓

Prior Year: 1.08K

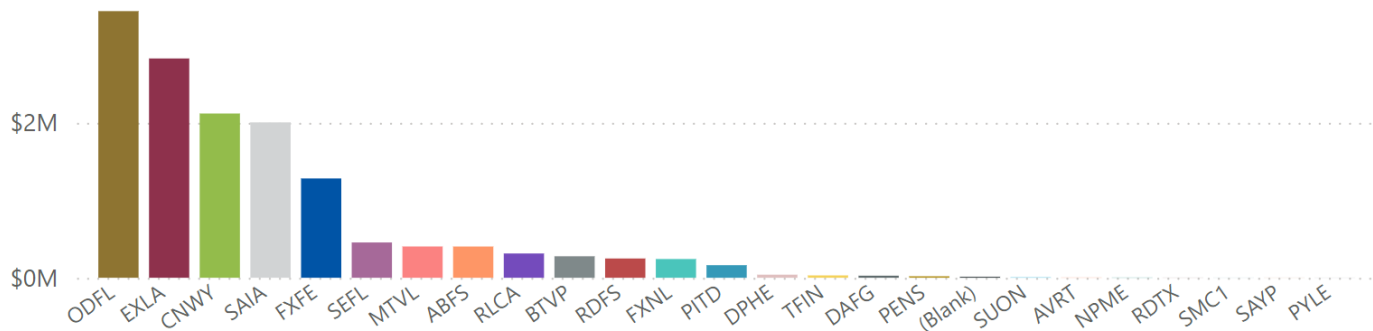
(+4.4%)

1.73K!

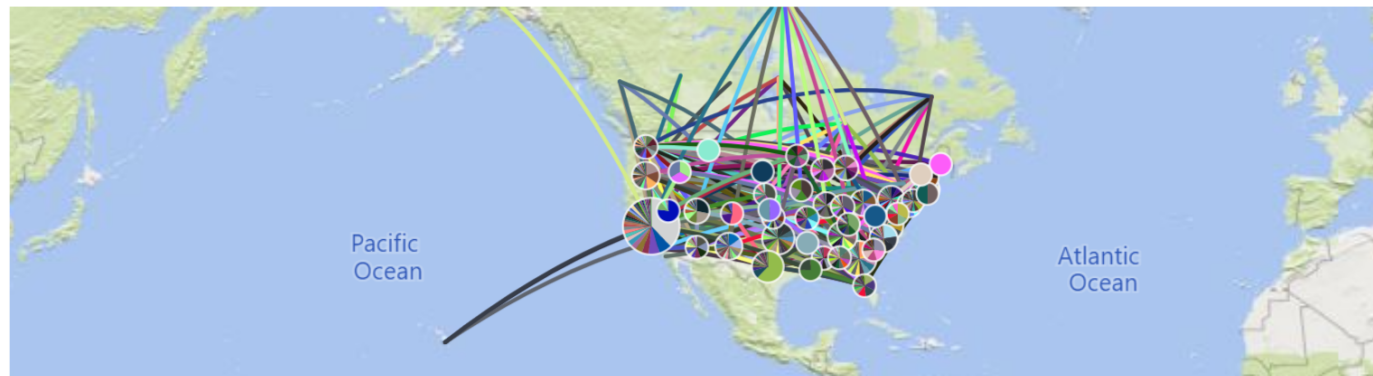
Prior Year: 1.91K

(-9.61%)

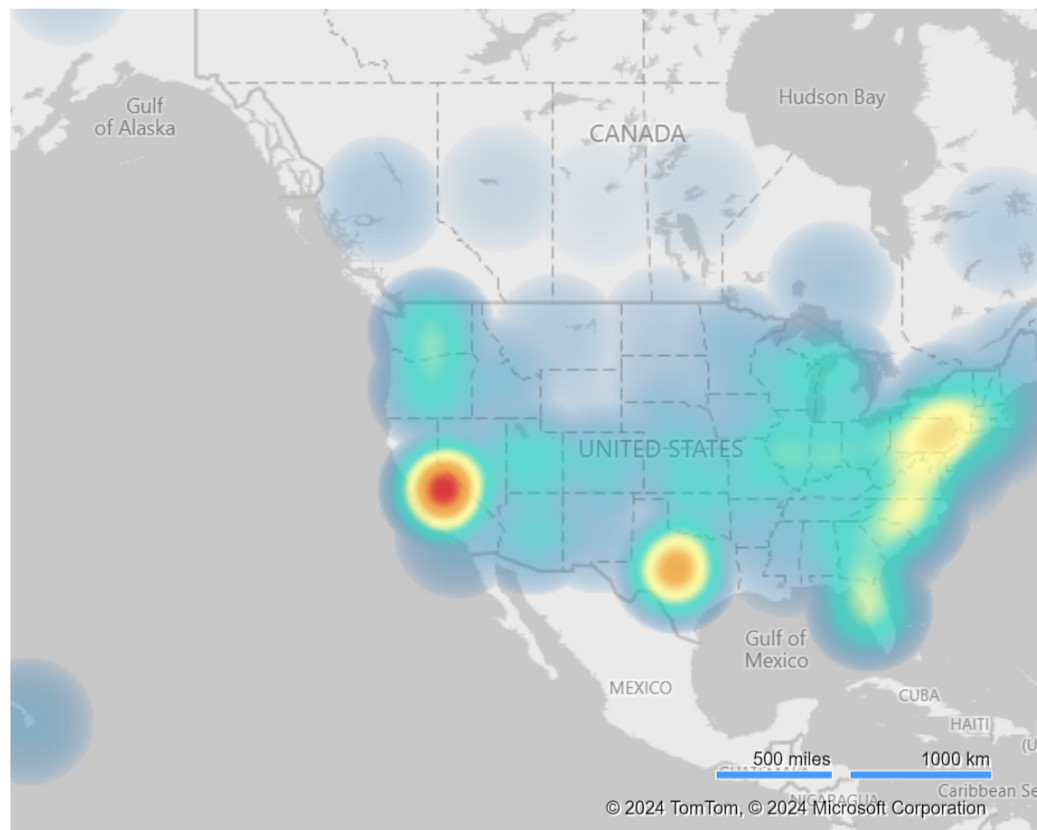
COST BY CARRIER



LANE MAP



TRANSPORT HOTSPOTS



WEIGHT DISTRIBUTION

| Weight Bracket | # of Shipments | % of Shipments | Weight | Cost per lbs w/o Fuel | |
|----------------|----------------|----------------|-------------------|-----------------------|----------------|
| 0 - 499 | 10,869 | 37.30% | 3,006,783 | \$0.916 | \$0.566 |
| 500 - 999 | 5,687 | 19.52% | 4,060,747 | \$0.484 | \$0.299 |
| 2,000 - 4,999 | 4,918 | 16.88% | 14,945,793 | \$0.245 | \$0.151 |
| 1,000 - 1,999 | 4,844 | 16.62% | 6,841,910 | \$0.342 | \$0.211 |
| 5,000 - 9,999 | 2,231 | 7.66% | 14,886,258 | \$0.167 | \$0.103 |
| 10,000 + | 610 | 2.09% | 7,015,544 | \$0.159 | \$0.098 |
| Total | 29,141 | 100.00% | 50,757,035 | \$0.282 | \$0.174 |

RESET

MORE